

ICT-enabled tools for effective teaching-learning Processes

Session-2020-21

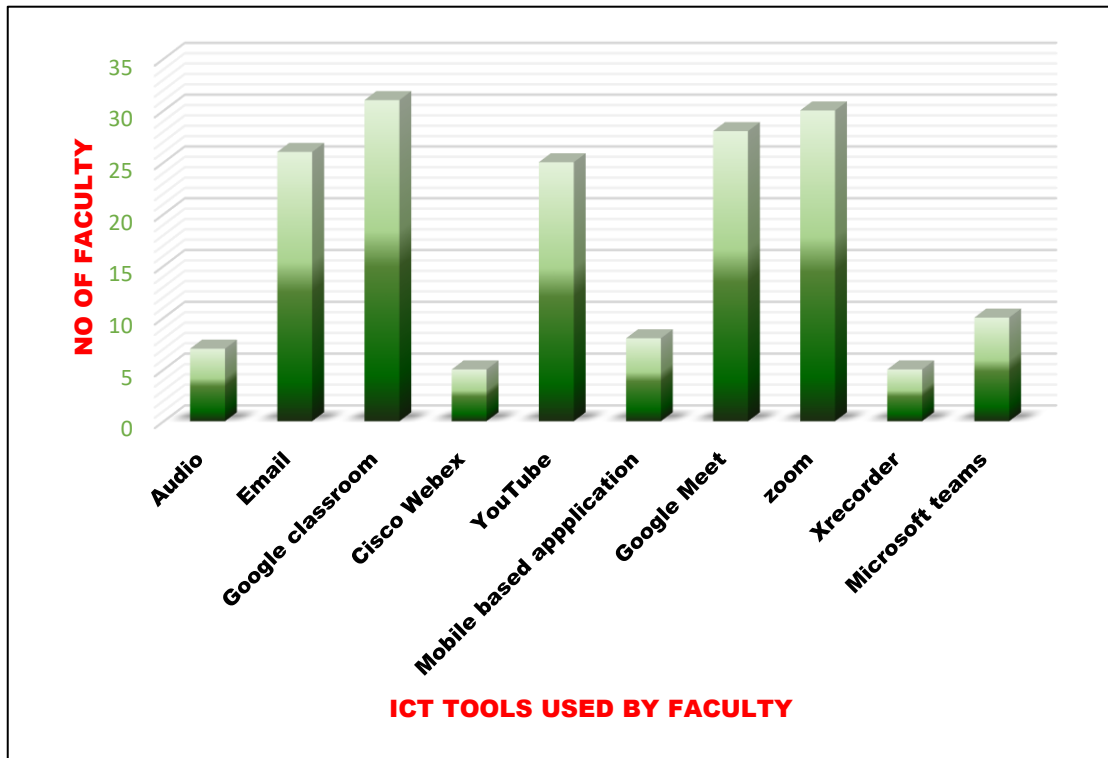


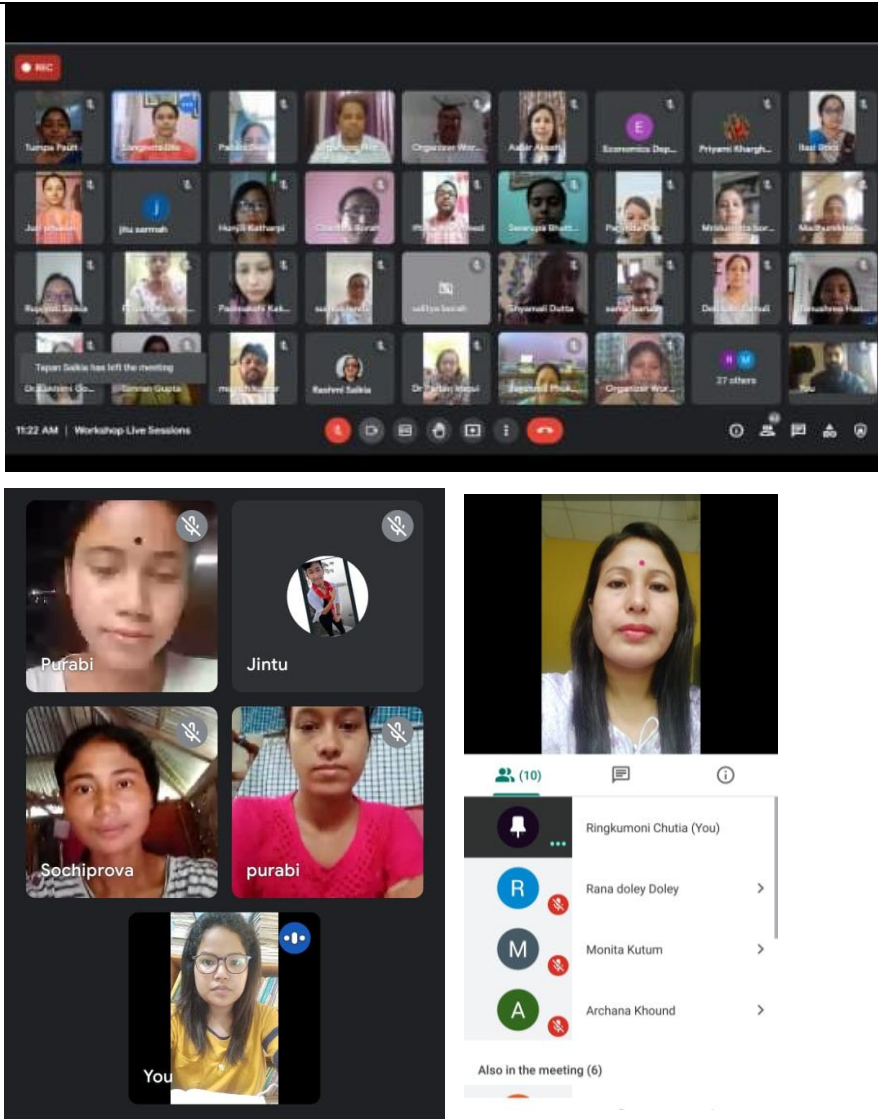
Figure:1

The Institution uses the following ICT tools-

1. Power-point presentation: Faculties and students use power-point presentations frequently for effective and efficient engagement of teaching-learning processes.
2. Google classroom: A Separate classroom has been created for each class. Each student is enrolled in the respective classes. All Course tutors of the particular class are included as also in the classroom. All assignments and study materials are uploaded to google classroom.
3. E-content: Faculties develop topics-oriented e-contents in the form of study material or video lectures, texts etc. and ensure the online delivery of the same to the students via. Various online platforms such as YouTube, Google classroom etc.
4. Video recorder: Faculties use various screencasting software such as screencast-o-matic, freecam, OBS studio, Kazam, Zoom etc.

5. Virtual Platforms: Google meet, Zoom, webex, Microsoft team etc. are used by faculties for taking online live classes.
6. Open Source Software: The Institution focuses on using open source software like sci-lab, python, FORTRAN, C, C++ etc., for programming; LibreOffice, GIMP, LaTeX etc., for editing and creating new materials.

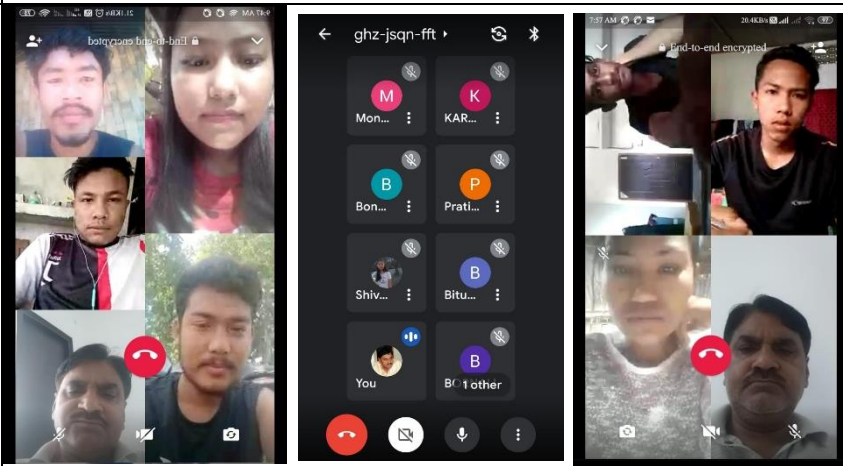
In figure 1, the number of faculties using different ICT tools is shown. A few glimpses of the ICT tools used by the Faculties are shown here-

Departments	Some snaps of classes conducted using ICT enable tools
Assamese	

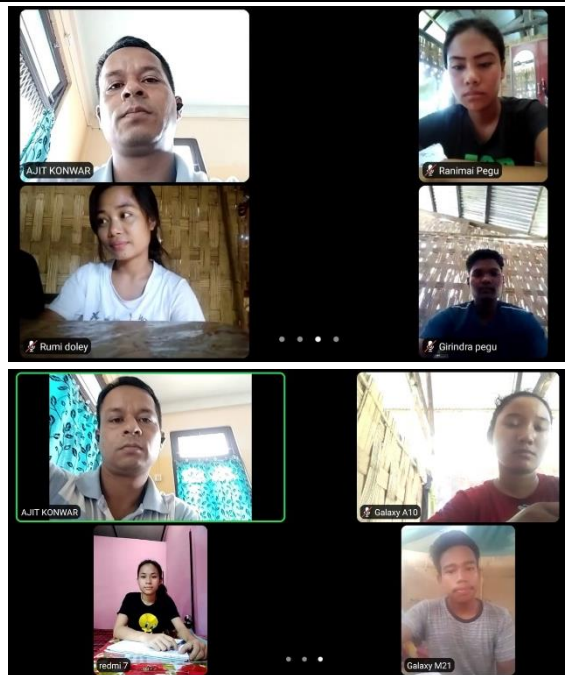
Economics



English



History



Political science

